

doi: 10.14735/amcsnn201866

# Neurosurgical resident training in the Czech Republic

## Neurochirurgické předatestační vzdělávání v ČR

### Abstract

**Introduction:** Resident training is essential to be able to offer high-quality medical care. Neurosurgical training in its traditional form is currently challenged by law-enforced working hour restrictions and general re-structuring within Europe. We aimed to evaluate the current situation of resident training in the Czech Republic. **Methods:** An electronic survey was sent to European neurosurgical trainees between 06/2014 and 03/2015. The responses of Czech trainees were compared to those of trainees from other European countries. Logistic regression analysis was used to assess the effect size of the relationship between a trainee from the Czech Republic and the outcomes (e.g. satisfaction, working time). **Results:** Of  $n = 532$  responses, 22 were from Czech trainees (4.14%). In a multivariate analysis, Czech trainees were as likely as non-Czech European trainees to be satisfied with clinical lectures given at their teaching facility (OR 1.84; 95% CI 0.77–4.43;  $p = 0.170$ ). The satisfaction rate with hands-on operating room exposure was nonsignificantly higher than in other European countries (OR 3.22; 0.72–14.39;  $p = 0.125$ ). Approximately 100% of Czech trainees vs. 88.7% of trainees from other European countries performed a surgical procedure as the primary surgeon within the first year of training (Pearson Chi2 test 2.28;  $p = 0.131$ ). They were about 4-times as likely to begin with their own cranial cases within 36 months of training (OR 3.69; 1.04–13.07;  $p = 0.042$ ). Czech trainees were 52-times as likely to perform on average  $\geq 4$  peripheral nerve interventions per month (OR 52.05; 11.46–236.31;  $p < 0.001$ ), but less likely to operate  $\geq 10$  burr hole trepanations (OR 0.13; 0.02–0.97;  $p = 0.047$ ) and the exposure was balanced regarding craniotomies and spine procedures. About 72% of Czech trainees adhered to the weekly limit of 48 h as requested from the European Working Time Directive 2003/88/EC, and this was better than the international comparison (OR 0.26; 0.09–0.75;  $p = 0.013$ ). **Conclusion:** Most theoretical and practical aspects of neurosurgical training are rated similarly by Czech trainees when compared to the situation of trainees from other European countries. They adhered better to the 48 h week as requested by the European WTD 2003/88/EC.

### Key words

resident education – surgical education – neurosurgery – European Working Time Directive – future perspective – training conditions – satisfaction rate – craniotomy – spine surgery – working time – Czech Republic

### Klíčová slova

předatestační vzdělávání – chirurgické vzdělávání – neurochirurgie – European Working Time Directive – budoucí vývoj – podmínky vzdělávání – spokojenost – kraniotomie – spinální chirurgie – pracovní doba – Česká republika

The authors declare they have no potential conflicts of interest concerning drugs, products, or services used in the study.

Autoři deklarují, že v souvislosti s předmětem studie nemají žádné komerční zájmy.

The Editorial Board declares that the manuscript met the ICMJE "uniform requirements" for biomedical papers.

Redakční rada potvrzuje, že rukopis práce splnil ICMJE kritéria pro publikace zasílané do biomedicínských časopisů.

D. Netuka<sup>1</sup>, M. N. Stienen<sup>2</sup>,  
F. Ringel<sup>3</sup>, J. Gempt<sup>4</sup>,  
A. K. Demetriades<sup>5</sup>, K. Schaller

<sup>1</sup> Neurochirurgická a neuroonkologická klinika 1. LF UK a ÚVN - VFN Praha

<sup>2</sup> Department of Neurosurgery, University Hospital Zurich, Switzerland

<sup>3</sup> Department of Neurosurgery, Universitätsmedizin der Johannes Gutenberg-Universität Mainz, Germany

<sup>4</sup> Department of Neurosurgery, Klinikum Rechts der Isar, Technical University Munich, Germany

<sup>5</sup> Department of Neurosurgery, Western General Hospital, Edinburgh, United Kingdom

<sup>6</sup> Department of Neurosurgery and Faculty of Medicine, University Hospital of Geneva, Switzerland



doc. MUDr. David Netuka, Ph.D.  
Neurochirurgická a neuroonkologická klinika 1. LF UK a ÚVN - VFN Praha

U Vojenské nemocnice 1200

169 02 Praha 6

e-mail: david.netuka@uvn.cz

Accepted for review: 6. 9. 2017

Accepted for print: 23. 11. 2017

The study was supported by MO 1012.

The authors thank Amy Pinchbeck-Smith and Susie Hide from the European Association of Neurological Surgeons (EANS) for their great support with designing and distributing this survey amongst the EANS-registered residents. We furthermore thank all participating residents for their precious time and their trust.

## Souhrn

**Úvod:** Předatestační vzdělávání je zásadní k získání kvalitních znalostí a schopností pro následnou lékařskou praxi. Tradiční vzdělávání je v posledních letech ovlivněno zákony omezujícími počet hodin, které lékař smí pracovat. Zaměřili jsme se na současnou situaci lékařů v neurochirurgické přípravě v ČR. **Metodika:** V období od 06/2014 do 03/2015 proběhl elektronický průzkum mezi neurochirurgickými rezidenty v Evropě. Odpovědi mladých lékařů z ČR byly porovnány s lékaři ostatních evropských zemí. Regresní model byl použit k analýze efektu velikosti souboru a výsledků průzkumu (např. spokojenost, odpracované hodiny atd.) **Výsledky:** Celkem bylo k dispozici 532 odpovědí, z ČR 22 (4,14 %). V multivariátní analýze byli lékaři z ČR stejně spokojeni jako ostatní evropští lékaři s klinickým vzděláváním (OR 1,84; 95% CI 0,77–4,43;  $p = 0,170$ ). Spokojenost s výkony a časem stráveným na operačním sále byla nesignifikantně vyšší než ve zbytku Evropy (OR 3,22; 0,72–14,39;  $p = 0,125$ ). Všichni lékaři v ČR a 88,7 % lékařů z Evropy provedli jako hlavní operatéři nějakou operaci během prvního roku předatestačního vzdělávání (Pearsonův  $\chi^2$  test 2,28;  $p = 0,131$ ). Lékaři z ČR přibližně 4x častěji provedli jako hlavní operatéři intrakraniální operaci během prvních 36 měsíců vzdělávání (OR 3,69; 1,04–13,07;  $p = 0,042$ ). Lékaři z ČR 52x častěji prováděli  $\geq 4$  výkony na periferních nervech/měsíc (OR 52,05; 11,46–236,31;  $p < 0,001$ ), méně často prováděli  $\geq 10$  trepanačních návtů (OR 0,13; 0,02–0,97;  $p = 0,047$ ). Přístup ke kraniálním a spinálním výkonům byl u nich vyrovnaný. Asi Celkem 72 % českých lékařů dodržuje 48h týdenní pracovní limit („European Working Time Directive 2003/88/EC“), což je častěji než ve zbytku Evropy (OR 0,26; 0,09–0,75;  $p = 0,013$ ). **Závěry:** Většina teoretických i praktických aspektů neurochirurgického vzdělávání je hodnocena lékaři z ČR stejně jako lékaři ze zbytku Evropy. Mladí lékaři z ČR častěji dodržují 48h pracovní týden.

## Introduction

Resident training is one of the most important aspects of the daily clinical work in an academic teaching hospital. In neurosurgery, a great amount of theoretical and practical training is required in order to become familiar with a broad variety of pathologies and treatments. Traditionally, these skills have been acquired during the difficult years of residency, where trainees literally lived in hospitals, eagerly serving and watching their superiors operate while becoming increasingly independent. Nowadays, surgical training has lost much of its archaic character, and while law-enforced working time limits have come into play, the education of trainees is automatically reduced. Modern training concepts try and offset some of these deficits by the progressive use of training courses, hand-on workshops and standards in training, e.g. by the European Association of Neurosurgical Societies (EANS) [1–4]. It was in the light of the political developments of the past few years that a survey was started amongst European neurosurgical trainees. This survey aimed to determine working time, training conditions and satisfaction rates in different EANS member states. While the results have recently been published, the present work aimed at specifically analysing the responses of neurosurgical trainees from the Czech Republic (CR) and comparing them to the situation in other European countries [5,6].

## Methods

The method of data collection has been described in more detail before [5]. In short, an online survey consisting of 33 questions was distributed amongst European neuro-

surgical trainees between 06/2014 and 03/2015. Trainees were invited to attend the EANS training course in Nicosia, Cyprus (August 2014) and Uppsala, Sweden (February 2015), by direct e-mail contact and by using social media platforms (Facebook, etc.). Participants were ensured about confidentiality of their data. All data were collected in an online database and subsequently exported into Excel. Questionnaires of all responders obtained until 30/04/2015 were included in the final analysis.

## Statistical considerations

Frequency distributions and summary statistics were calculated for all questions with categorical answers. Parameters such as satisfaction rates, timing of surgical procedures or caseloads were additionally turned into a binary variable (e.g. satisfied vs. non-satisfied,  $< 12$  months vs.  $\geq 12$  months,  $< 10$  vs.  $\geq 10$  procedures/month). Logistic regression analysis was used to assess the size effect of the relationship between a trainee being from the CR and the outcomes (e.g. satisfaction, working time). First, a univariate model was built to assess the relationships without adjustment, and then a multivariate model was built using forced-entry methodology. Multivariate analysis was corrected for age, gender, postgraduate year (PGY) and type of clinic as those were imbalanced at baseline and/or considered to be potential confounders. Results of the multivariate analysis are presented as odds ratios (OR) with 95% confidence interval (CI). The software used for the statistical analysis was Stata v14 (StataCorp LP, College Station, Texas, USA). Graphs were drawn using GraphPad Prism v5.0c (GraphPad Software, Inc., San Diego, California, USA).

## Results

A total of 652 responses were collected. One hundred and twenty responses were excluded because: a) the responders stated that they were not neurosurgical residents ( $n = 87$ ); or b) the responders indicated to be working in a non-European country ( $n = 33$ ). Thus, 532 responses were taken into consideration, of which 22 (4.14%) were from Czech trainees. Most of the non-Czech responders worked in Germany, in the United Kingdom (UK), Switzerland, Italy, Poland, Ukraine, Portugal, Netherlands, Greece, Spain and Turkey. Fourteen residents (3%) indicated working in Europe, but did not specify their country [7].

Table 1 shows the baseline parameters of the study cohorts. The age- and sex-distribution of Czech and non-Czech trainees was similar and trainees from the CR, much likely than in the rest of Europe, mostly worked at university departments. Czech units were smaller concerning the number of trainees, but had a similar or even higher case load for cranial and spinal cases/year respectively.

## Theoretical education

In the multivariate analysis, Czech trainees were 184% as likely as non-Czech European trainees to be satisfied with clinical lectures given at their teaching facility (OR 1.84; 95% CI 0.77–4.43;  $p = 0.170$ ). They were 100% as likely to be satisfied with anatomical lectures (1.00; 0.36–2.76;  $p = 0.994$ ), 77% as likely to be satisfied with journal clubs (0.77; 0.29–2.05;  $p = 0.609$ ), 118% as likely to be satisfied with teaching during ward rounds (1.18; 0.41–3.43;  $p = 0.756$ ), 198% as likely to be satisfied with tumour boards (1.98; 0.63–6.28;  $p = 0.243$ ).

and 156% as likely to be satisfied with teaching during radiology boards (1.56; 0.54–4.54;  $p = 0.406$ ).

### Practical education

In the multivariate analysis, Czech trainees were 322% as likely as non-Czech European trainees to be satisfied with hands-on operative training at their teaching facility (3.22; 0.72–14.39;  $p = 0.125$ ). They were 188% as likely to be satisfied with microsurgical training (1.88; 0.69–5.16;  $p = 0.219$ ), 174% as likely to be satisfied with simulator training (1.74; 0.54–5.54;  $p = 0.351$ ), 72% as likely to be satisfied with cadaver training (0.72; 0.20–2.59;  $p = 0.625$ ), and 157% as likely to be satisfied with decision-making (1.57; 0.35–7.10;  $p = 0.552$ ).

### Timing of surgery

The timing concerning several types of neurosurgical procedures performed by Czech residents is displayed in Fig. 1. In general, 100% of Czech and 88.7% of non-Czech European residents indicated that their first surgical procedure as primary a surgeon was carried out within the 1<sup>st</sup> year of training (Pearson Chi2 test 2.28;  $p = 0.131$ ). Czech trainees were 83% as likely to begin with their own lumbar spine surgery at < 12 months (OR 0.83; 0.25–2.70;  $p = 0.756$ ), 216% as likely to begin with their own cervical spine surgery at < 24 months (OR 2.16; 0.77–6.03;  $p = 0.142$ ), and 369% as likely to begin with their own cranial cases at < 36 months of training (OR 3.69; 1.04–13.07;  $p = 0.042$ ).

### Caseload of surgeries

The caseload of Czech and non-Czech European resident surgeries for certain indications is displayed in Fig. 2. Czech trainees were 52-times as likely as non-Czech European trainees to perform on average  $\geq 4$  peripheral nerve interventions per month (OR 52.05; 11.46–236.31;  $p < 0.001$ ). They were 13% as likely to perform on average  $\geq 10$  burr hole trepanations per month (OR 0.13; 0.02–0.97;  $p = 0.047$ ), 120% as likely to perform on average  $\geq 10$  spinal procedures per month (OR 1.20; 0.36–3.93;  $p = 0.756$ ), and 23% as likely to perform on average  $\geq 10$  craniotomies per month (OR 0.23; 0.03–1.83;  $p = 0.166$ ).

### Working time

About 72% of Czech trainees currently adhere to the weekly limit of 48 h as requested

**Tab. 1. Basic demographic parameters of trainees from the Czech Republic and other countries in Europe.**

	Czech Republic	Other European countries	p-value
<b>age (years)</b>			0.332
< 25	–	3 (0.6%)	
25–30	13 (59.1%)	197 (8.6%)	
31–35	8 (36.4%)	227 (44.5%)	
36–40	1 (4.5%)	68 (13.3%)	
> 40	–	15 (2.9%)	
<b>gender</b>			0.258
female	3 (13.6%)	123 (24.1%)	
male	19 (86.4%)	387 (75.9%)	
<b>postgraduate year</b>			0.098
1–3	12 (54.6%)	189 (37.1%)	
4 and higher	10 (45.4%)	321 (62.9%)	
<b>type of department</b>			0.133
university hospital	13 (59.1%)	378 (74.1%)	
non-university public hospital	9 (40.9%)	118 (23.1%)	
private hospital	–	14 (2.8%)	
<b>number of residents</b>			0.002
1–6	18 (81.8%)	242 (47.5%)	
7–15	4 (18.2%)	268 (52.5%)	
<b>cranial surgeries/year</b>			0.653
< 400	8 (36.4%)	210 (41.2%)	
> 400	14 (63.6%)	300 (58.8%)	
<b>spinal surgeries/year</b>			0.001
< 600	2 (9.1%)	224 (43.9%)	
> 600	20 (90.9%)	286 (56.1%)	
	<b>n = 22</b>	<b>n = 510</b>	

by the European Working Time Directive 2003/88/EC (Fig. 3A). In the international comparison, Czech trainees were 26% as likely to work > 50 h per week (OR 0.26; 0.09–0.75;  $p = 0.013$ ). When asked about the amount of their working time, 33.3% were satisfied with the amount, 0% preferred to work fewer hours per week and 67.7% said to prefer working even more if the time was used for clinical training and not for administrative tasks. Compared to other European trainees, Czech trainees were 162% as likely to indicate wanting to work more hours (OR 1.62; 0.59–4.45;  $p = 0.346$ ). Czech trainees were as likely to spend 50% or more of their working time in the operating theatre (OR 1.47; 0.45–4.80;  $p = 0.517$ ) or with administrative

work (OR 1.29; 0.48–3.45;  $p = 0.604$ ). Working time for research is illustrated in Fig. 3B. The likelihood to spend > 20 h per week on scientific work was similar (OR 0.49; 0.06–3.86;  $p = 0.503$ ).

### Future outlook

We asked trainees whether by the end of their training they believed to be able to take over full responsibility as consultants with the training they would have received. This question was answered affirmatively by 83.3% of Czech trainees. Compared to the responses of the remaining European trainees, Czech trainees were 220% as likely to believe being able to take over full responsibility (OR 2.20; 0.62–7.82;  $p = 0.222$ ).

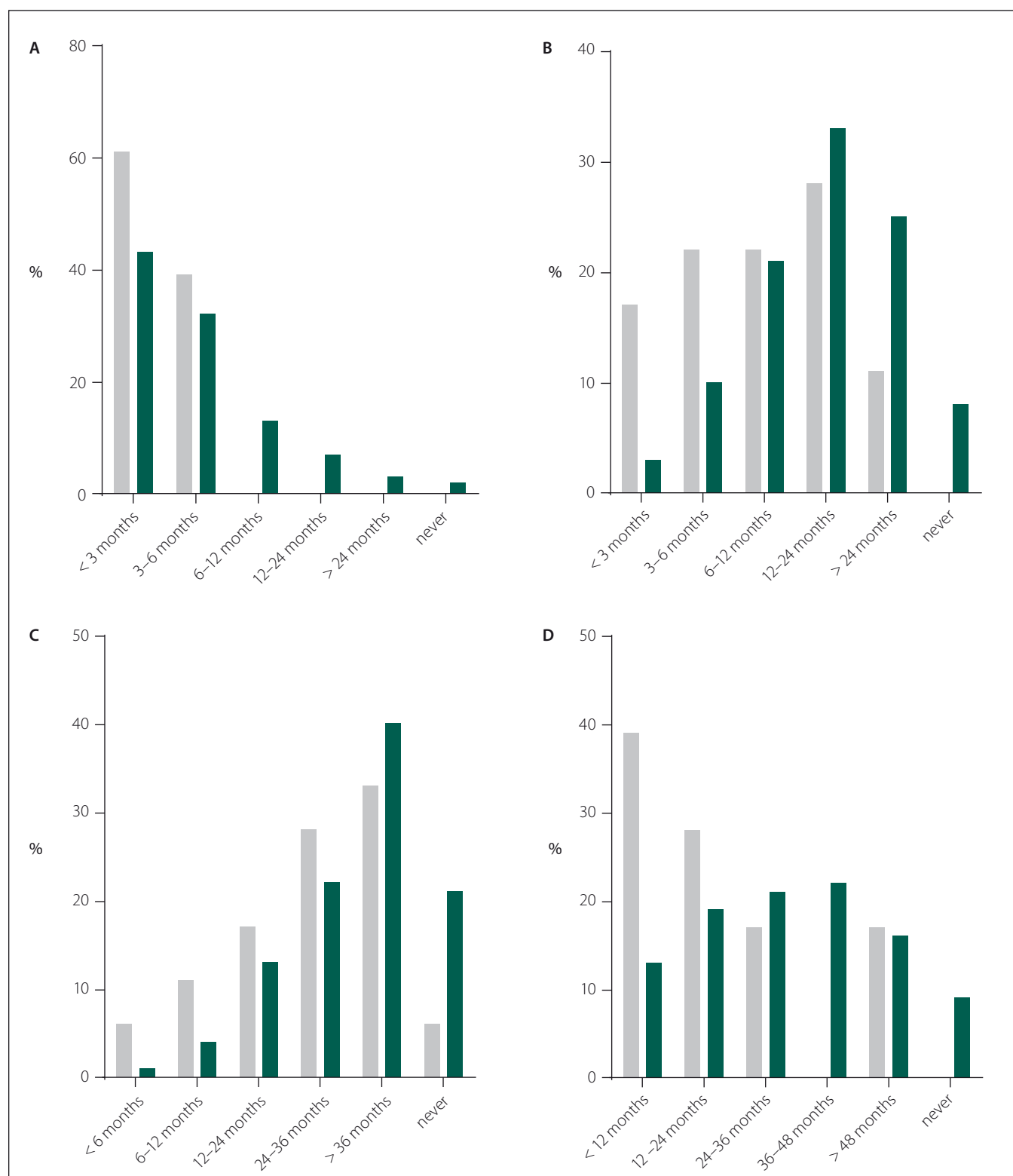


Fig. 1. Histograms depicting the timing of surgeries as primary surgeons for various neurosurgical procedures at their training facility as indicated by 22 Czech (grey bar) and 510 non-Czech (green bar) European neurosurgical trainees.  
 Fig. 1A) Any surgical procedure (including relatively simple procedures such as burr holes for ventriculostomy, chronic subdural hematomas, intracranial pressure probes).  
 Fig. 1B) Lumbar spine surgery.  
 Fig. 1C) Cervical spine surgery.  
 Fig. 1D) Craniotomy (e.g. for traumatic brain injury or tumour surgery).

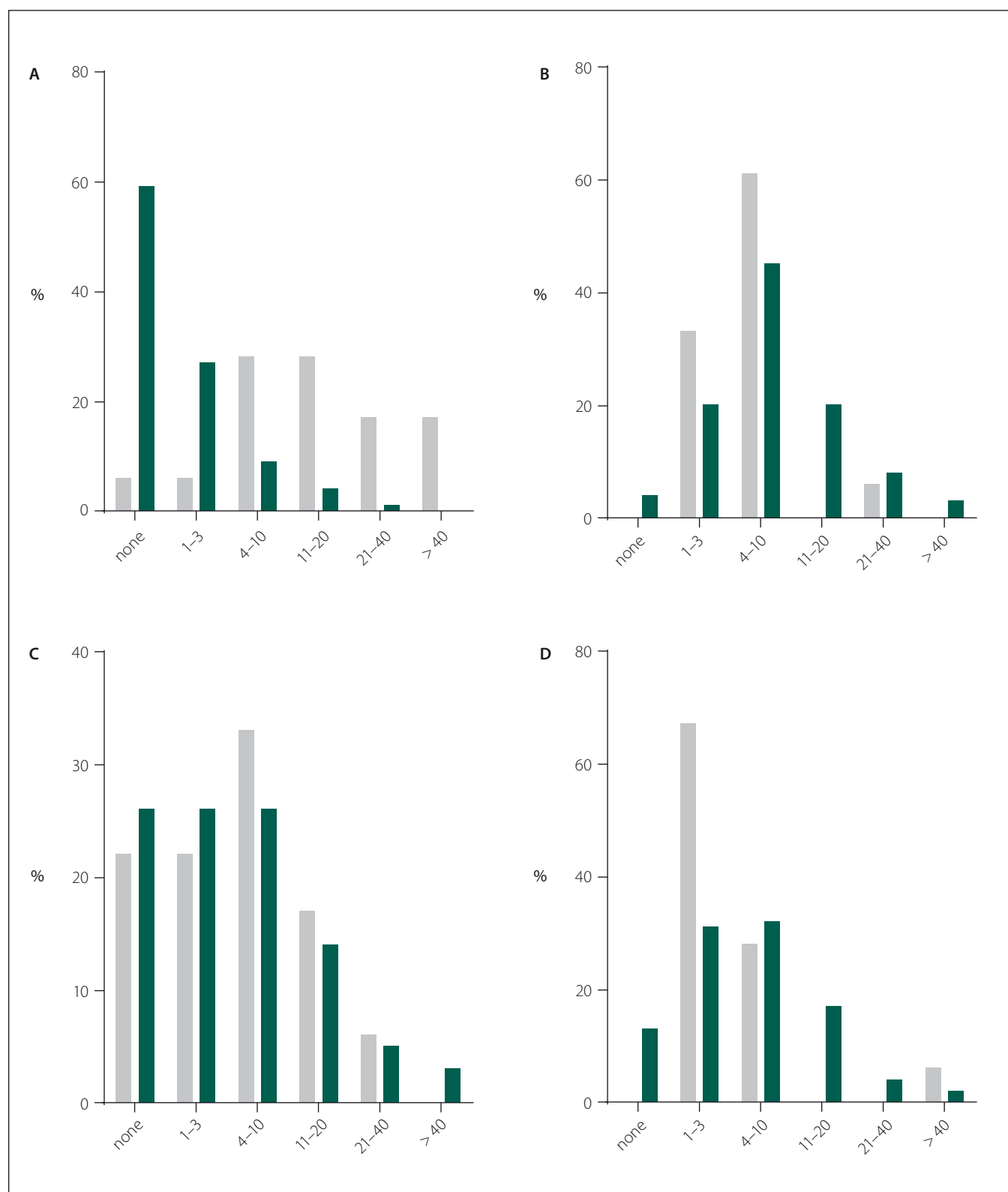


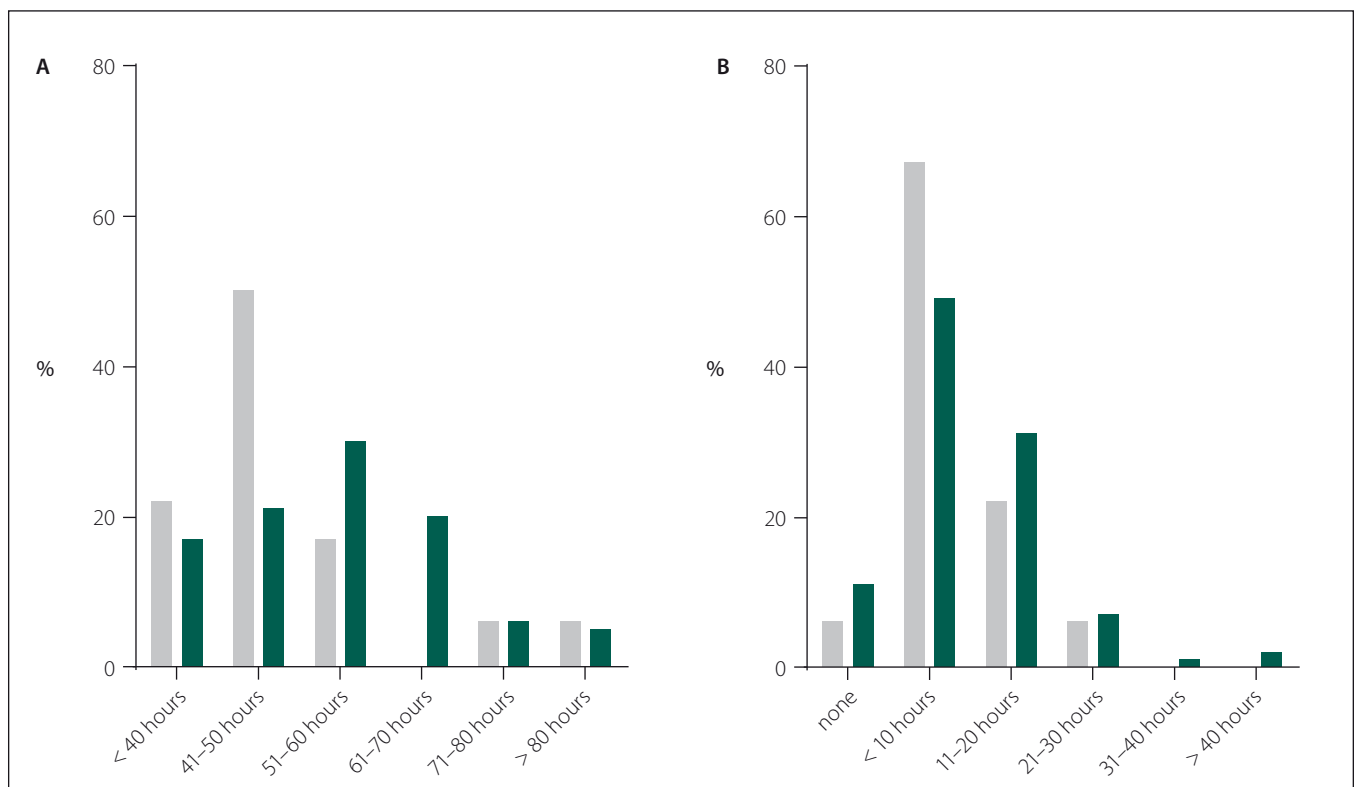
Fig. 2. Histograms depicting the average monthly caseload of 22 Czech (grey bar) and n = 510 non-Czech (green bar) European neurosurgical trainees for various neurosurgical procedures at their training facility.

Fig. 2A) Peripheral nerve procedure.

Fig. 2B) Burr hole trepanation.

Fig. 2C) Spinal surgery (both lumbar and cervical).

Fig. 2D) Craniotomy.



**Fig. 3. Histograms demonstrating the responses of 22 Czech (grey bar) and 510 non-Czech (green bar) European neurosurgical trainees to questions concerning current working time.**

**Fig. 3A) Hours / week spent on clinical work.**

**Fig. 3B) Hours / week spent on scientific work.**

Lastly, we asked trainees whether they worried about their future career options. This question was equally answered affirmatively by 55.6% of Czech trainees, in line with the rate in the rest of Europe (65.7%; OR 0.71; 0.27–1.89;  $p = 0.500$ ).

## Discussion

This survey on 532 European, including 22 Czech neurosurgical trainees, sheds light on the current training situation in the CR. Results of this survey suggest that trainees are as satisfied with various aspects of theoretical training as their European colleagues. It is rather surprising that Czech trainees according to the survey are 174% as likely to be satisfied with simulator training since the availability of this type of training is rather limited.

Regarding hands-on surgical training, there was even a tendency for higher satisfaction rates among Czech residents. This effect could be explained by early hands-on surgical training as illustrated in Fig. 1. Czech neurosurgical trainees tend to be more likely to operate as a primary surgeon within the

1<sup>st</sup> year of training. They also commence relatively early with cervical spine procedures and craniotomies, when compared to the situation in the rest of Europe. Concerning the caseload of some of more frequent surgical procedures (that are likewise important for the board-certification process), there was a massively higher likelihood for Czech trainees to operate on peripheral nerves than for their colleagues from other European countries. Notably, Czech trainees were 52-times as likely to perform four or more such procedures per month. This finding probably relates to the fact that carpal tunnel syndromes are traditionally decompressed by neurosurgeons in the CR, whereas in other European countries, specialized hand-surgeons recruit these patients and thus neurosurgical trainees at university departments have less exposure during training. A considerable amount of tertiary centres nowadays offer rotation programs, where their trainees spend several weeks in a neurosurgical outpatient clinic in order to get acquainted with peripheral nerve surgery. This does not seem to be necessary

in the CR. The exposition of Czech trainees to spine procedures was balanced when compared to the situation in other European countries, but it was significantly less for burr hole procedures and tended to be less for craniotomies as well. To estimate the efficacy of training, trainees were asked whether they would feel confident to have their own responsibility by the end of their training, extrapolating that their training would keep the same quality for the remaining time. Here, eight out of ten trainees were confident, and the situation corresponded to the rest of Europe.

The mentioned results confirm a decent training situation in the CR, comparable to the situation in all Europe. This is reassuring, especially when taking into consideration that countries have been identified where the training situation was below European average. This was especially true for various aspects of theoretical and practical training in Italy [5,8], but also in Germany – a country usually perceived as one of the leading countries for high-quality neurosurgical training due to its long history, tradition, and active

scientific community [7]. From the present results, no conclusions for a specific training site can be drawn as the quality of training could vary considerably between centres within a country. Taking into consideration that in 2016, there were about 61 neurosurgical trainees in the CR; this survey succeeded to reach 36% and can thus be considered representative for the country and its training sites.

It is essential to evaluate and study the current quality of neurosurgical training. Since 2000, altogether 107 neurosurgeons passed the national board exam. There are about 190 neurosurgeons in the CR. That means that more than 50% of Czech neurosurgeons passed the board exam within the last 16 years. The quality of training is of utmost importance in respect to future neurosurgical care in the CR as well as competence of young board certified neurosurgeons to apply for a position outside the CR. It was also shown that satisfaction with the residency programme correlated with the results for the European board examination as well [9].

Concerning the clinical working time, almost three quarters of Czech trainees currently adhere to the 48-h week as requested by the European Union (EU) [6,10]. As such, Czech trainees are significantly less likely as their European colleagues to work > 50 h/week (OR 0.25; 0.09–0.75;  $p = 0.013$ ). This is more conforming to the law than in other EU countries, especially when compared to the situation in Germany [7,8]. Sixty-seven per cent of Czech trainees, slightly more than in other European countries (about 55%), wish to work more in order to increase their surgical exposure and practical experience and about third

of Czech trainees is satisfied with their working time [6]. The percentage of OR-exposure and bureau work, respectively, is balanced when compared to the situation in other European countries. The results may thus highlight that the cut-off defined by the EU may be better applicable to daily clinical routines in Czech neurosurgical departments.

### Limitations and strength

The responses of a sample of 22 Czech residents helped to estimate the current training conditions, but in absence of the evaluations from those trainees who did not know about this survey or decided not to respond, generalization of the results for the whole country must be done with caution. Study groups were unbalanced for some baseline parameters (number of residents / number of yearly spine procedures), whereas we estimated the influence of these parameters on the calculated effect sizes as minor. General limitations of survey-based data such as selection bias and analytic issues have been highlighted before.

This survey is the first of its kind to enable the comparison of data from a considerable number of Czech and other European responders. Altogether, it comprises a representative cohort of trainees from the university and non-university departments throughout all postgraduate years (Table 1). Easy interpretation of results by graphic presentation and by estimating effect sizes using solid statistics facilitates the reader's judgement. Most of the results reflect our own personal experience and reports from resident colleagues, which makes them appear valid.

### Conclusions

Most of theoretical and practical aspects of neurosurgical training are rated similarly by Czech trainees when compared to the situation of trainees from other European countries. Czech neurosurgical trainees are adhering better to the 48 h-week than their colleagues from other European countries. The present results provide the opportunity for an analysis of the local conditions for each Czech training facility.

### References

1. Burkhardt JK, Zinn PO, Bozinov O et al. Neurosurgical education in Europe and the United States of America. *Neurosurg Rev* 2010; 33(4): 409–417. doi: 10.1007/s10143-010-0257-6.
2. Izquierdo JM. A programme of neurosurgical education. *Acta Neurochir (Wien)* 1990; 107(3-4): 171–178.
3. Long DM, European Union of Medical S. The ideal neurosurgical training curriculum. *Acta Neurochir Suppl* 2004; 90: 21–31.
4. Omerhodovic I, Tonge M, Matos B et al. Neurosurgical training programme in selected European countries: from the young neurosurgeons' point of view. *Turk Neurosurg* 2012; 22(3): 286–293. doi: 10.5137/1019-5149.
5. Stienen MN, Netuka D, Demetriades AK et al. Neurosurgical resident education in Europe—results of a multinational survey. *Acta Neurochir (Wien)* 2016; 158(1): 3–15. doi: 10.1007/s00701-015-2632-0.
6. Stienen MN, Netuka D, Demetriades AK et al. Working time of neurosurgical residents in Europe – results of a multinational survey. *Acta Neurochir (Wien)* 2016; 158(1): 17–25. doi: 10.1007/s00701-015-2633-z.
7. Stienen MN, Gempt J, Gautschi OP et al. Neurosurgical resident training in Germany. *J Neurol Surg A Cent Eur Neurosurg* 2017; 78(4): 337–343. doi: 10.1055/s-0036-1594012.
8. Brennum J. European neurosurgical education – the next generation. *Acta Neurochir (Wien)* 2000; 142(10): 1081–1087.
9. Stienen MN, Netuka D, Demetriades AK et al. Residency program trainee-satisfaction correlate with results of the European board examination in neurosurgery. *Acta Neurochir (Wien)* 2016; 158(10): 1823–1830. doi: 10.1007/s00701-016-2917-y.
10. Schaller K. Neurosurgical training under European law. *Acta Neurochir (Wien)* 2013; 155(3): 547. doi: 10.1007/s00701-012-1579-7.

Redakční rada časopisu Česká a slovenská neurologie a neurochirurgie odhlasovala nejlepší práci za rok 2017. Na 1. místě se umístila práce:

A. Tomek, B. Urbanová, H. Magerová, H. Marková, J. Paulasová Schwabová, P. Janský, T. Růžicková, I. Mokrišová, J. Laczó, M. Vyhánek, J. Hort.

**Neurosonologické markery predikce kognitivní deteriorace.**

Cesk Slov Neurol N 2017; 80/ 113(4): 409–417.

**Autorům srdečně blahopřejeme.**