

doi: 10.48095/cccsnn202244

# Test-retest assessment of the olfactory test reliability (Odorized Markers Test)

## Test-retest hodnocení spolehlivosti čichového testu (Odorized Markers Test)

### Abstract

**Aim:** The aim of this study was to determine the test-retest reliability of the Odorized Markers Test (OMT). This psychophysical test is a tool for screening anosmia based on the identification of odorants. The test is used for the Czech population. Examination technique consists of two parts. First, subjects are asked to spontaneously name the odorants and second, subjects have to choose the most proper name for an odorant from four descriptors. **Methods:** The participants included 150 subjects: 77 healthy subjects and 73 patients with smell disorders. Olfactory functions were assessed using the OMT. Retest was performed on an average interval of 2 days. **Results:** The coefficient of correlation between the first test and retest was 0.91. The test-retest showed that the controls reached higher scores than patients with olfactory impairment ( $P < 0.001$ ). The first part of the test showed higher degree of internal consistency than the second part. The results for the first testing were  $\alpha = 0.9$  and  $0.56$ , respectively, and for retesting  $\alpha = 0.89$  and  $0.65$ , respectively. Anosmia was found in 26 (17%) and 27 (18%) patients on test and retest, respectively. **Conclusion:** Positive significant correlation was found between the first test and retest. Internal consistency was satisfactory in both the first test and retest. Based on the results of our study, OMT is a reliable and valid test for olfactory evaluation in clinical practice.

### Souhrn

**Cíl:** Cílem studie bylo zjistit test-retest reliabilitu testu Odorized Markers Test (OMT). Tento psychofyzikální test založený na identifikaci pachových látek je využíván v české populaci pro screening anosmie. Vyšetření se skládá ze dvou částí. V první části jsou vyšetřovaní požádáni, aby spontánně pojmenovali pachové látky. Ve druhé části vyšetřovaní vybírají nejvhodnější název pachové látky ze čtyř nabízených možností. **Metody:** Do studie bylo zařazeno 150 osob: 77 zdravých a 73 pacientů s poruchou čichu. Čich byl vyšetřen testem OMT. Retest byl proveden v průměru 2 dny po prvním testování. **Výsledky:** Koefficient korelace mezi prvním testováním a retestováním byl 0,91. Test-retest ukázal, že zdravé osoby dosáhly vyšších bodových zisků než pacienti s poruchou čichu ( $p < 0,001$ ). První část testu vykazovala vyšší stupeň vnitřní konzistence než druhá část. Výsledky byly při prvním testování  $\alpha = 0,9$  a  $0,56$ , resp. a při opakovaném testování  $\alpha = 0,89$  a  $0,65$ , resp. Anosmie byla zjištěna u 26 (17 %) pacientů při prvním testování a 27 (18 %) při retestování. **Závěr:** Mezi prvním testem a retestem byla nalezena pozitivní signifikantní korelace. Vnitřní konzistence byla uspokojivá jak v prvním testu, tak v retestu. Na základě výsledků naší studie je OMT spolehlivým a validním testem pro vyšetření čichu v klinické praxi.

### Introduction

The Odorized Markers Test (OMT) is a tool for screening assessment of olfaction in the Czech population. It is used daily in clinical practice. There are normal values available for subjects in the Czech population [1]. The

influence of colors on screening anosmia was not found [2]. The OMT can be performed by patients themselves [3]. The self-administered procedure is reducing the demands on medical staff and the test is decreasing the risk of infection, too. Olfactory dysfunction has

been observed as one of the frequent symptoms in the SARS-CoV-2 infection [4]. The self-administered OMT can be used to evaluate COVID-19 patients in home quarantine or in hospital isolation. However, data for test-retest reliability are not available for OMT de-

The Editorial Board declares that the manuscript met the ICMJE "uniform requirements" for biomedical papers.

Redakční rada potvrzuje, že rukopis práce splnil ICMJE kritéria pro publikace zasílané do biomedicínských časopisů.

P. Brothánková<sup>1,2</sup>, J. Vodička<sup>1,2</sup>,  
K. Pospíchalová<sup>3</sup>

<sup>1</sup> Faculty of Health Studies, University of Pardubice, Czech Republic

<sup>2</sup> Department of Otorhinolaryngology and Head and Neck Surgery, Pardubice Hospital, Czech Republic

<sup>3</sup> Department of Internal Medicine, Pardubice Hospital, Czech Republic



Mgr. Pavlína Brothánková, PhD  
Faculty of Health Studies  
University of Pardubice  
Průmyslová 395  
532 10 Pardubice  
Czech Republic  
e-mail:  
pavlina.brothankova@upce.cz

Accepted for review: 15. 11. 2021

Accepted for print: 7. 2. 2022

### Key words

olfaction – test – smell disorders – anosmia – screening

### Klíčová slova

čich – test – poruchy čichu – anosmie – screening

**Tab. 1. Descriptive statistic of tested groups.**

Subjects	Number	Mean age/SD (years)	Age range (years)	Men
healthy controls	77	35 ( $\pm$ 18)	20–89	26%
sinonasal dysfunction	46	44 ( $\pm$ 21)	19–86	46%
others disorders	27	53 ( $\pm$ 17)	18–81	74%

SD – standard deviation

**Tab. 2. List of distractors. The correct answers are boldfaced.**

Perfumed markers	List of distractors			
black	<b>liquorice</b>	pepper	paprika	currant
yellow	banana	<b>lemon</b>	apple	pineapple
brown	chocolate	tea	<b>cinnamon</b>	coffee
blue	plum	strawberry	blackberry	<b>blueberry</b>
green	paprika	<b>apple</b>	kiwi	banana
red	orange	mandarin	<b>strawberry</b>	currant

spite the fact that this provides an important information on the reliability of OMT. On the other hand, there are several studies which assessed sense of smell using the OMT [5–8]. The participants suffering from sinonasal diseases achieved lower scores when compared to healthy subjects. The difference between scores of patients with post-traumatic olfactory loss and healthy controls was also significant [5]. In healthy individuals, women reached a higher score than men, but the difference was not statistically significant. This study showed that three olfaction tests (OMT, Sniffin' Sticks test – identification subtest, Test of Odor Pleasantness [TOP]) demonstrated a significant mutual correlation and a negative correlation with age [7]. OMT can be used to screen olfaction in patients with idiopathic Parkinson's disease. Patients with Parkinson's disease scored significantly lower than healthy participants [8]. On the other hand, it was not possible to discriminate patients with Parkinson's disease from patients with other etiology of olfactory loss (post-traumatic, post-viral and others) using the OMT [6].

Examination technique consisted of two parts. The subjects are asked to spontaneously name the odorants and then they must choose the most proper name for an odorant from four descriptors. The spontaneous naming of the odorant is not a common technique in psychophysical olfactory tests. Therefore, we decided to further

evaluate OMT reliability. The test-retest reliability was investigated in healthy subjects and patients with olfactory dysfunction.

## Materials and methods

### Participants

All subjects agreed to participate in the study and signed the informed consent. Olfactory functions were assessed using the OMT in 150 subjects. Mean age of participants was 41 years, standard deviation was 20 (age range 11–89) years. 61 (41%) men and 89 (59%) women took a part in our study. 27 (18%) participants were smokers and 42 (28%) participants stated their workplace as high-risk for smell deterioration (chemical and dust workers). Healthy people as well as patients suffering from olfactory disorders were tested. Descriptive statistic of the 3 tested groups is depicted in Tab. 1.

The first group included healthy participants. They did not have any problems with their sense of smell at the time of testing and they did not suffer from any disease with a possible impact on sense of smell. The second group included patients with sinonasal olfactory dysfunction. The third group included patients with other etiology of smell disorders (post-traumatic, post-viral, patients with head and neck cancer, patients with tracheostomy).

### Procedure

In the first part of the examination, participants were questioned about their illness

especially nasal problems, smoking, subjective problems with taste, and working environment. They were also asked to provide a subjective evaluation using a Visual Analogue Scale (VAS) of their olfaction and nasal patency.

The second part included examination of olfaction. The sense of smell was tested using the OMT. The follow-up investigation was performed in an average interval of 2 days. OMT includes 6 colored and odorized pens (perfumed markers). The black marker, presented as the first one smells like a liquorice, the second yellow one like a lemon, brown one like a cinnamon, blue one like a blueberry, green one like an apple, and the red one like a strawberry. OMT is based on spontaneous naming and odor identification from a list of 4 options. In the first part, participants were asked to name the odors they smelled and to identify each marker by a different name. They scored 1 point for naming each of the odors differently. If they were unable to name the odor at all or gave the same name to more than 1 odor, they scored 0 points. Next, the participants were asked to select 1 correct answer from a list of 4 descriptors. They gained 1 point for every correct identification (Tab. 2). The minimum and maximum possible scores were 0 and 12 points, respectively [5,7]. The score from 9 to 12 points means a normal value, the score from 6 to 8 points indicates hyposmia and 0 to 5 points indicates anosmia [1].

An open end of each felt-tip pen was placed 2 cm in front of both nostrils, where it was held for about 4 s. The interval between odor presentations was approximately 15 s. Testing was performed in a quiet room with an adequate ventilation.

### Statistical analysis

The data were analyzed by using a statistical program software NCSS 2019 (Kaysville, UT, USA) and a statistical analysis and graphics software Statistica 12 StatSoft (Prague, Czech Republic). Correlation analyses were performed using the Pearson correlation method. The nonparametric Kruskal-Wallis post-hoc using a Dunn test with Bonferroni modification were used for the identification of the results depending on the etiology. The Student T-test was used for the assessment of differences between test-retest results. The alpha level was set at 0.05. The standardized Cronbach alpha coefficient for internal consistency was used.

**Results**

Median of subjective evaluation using the VAS (0–10) was 8 for olfaction and 9 for nasal patency. 15 (10%) participants reported subjective problems with sense of taste.

The correlation of subjective evaluation of olfaction using the VAS and nasal patency using the VAS and OMT was 0.65. and 0.47, respectively.

**Test-retest reliability of the total OMT score**

The coefficient of correlation between the first test and retest was 0.91 (Fig. 1). The mean value was 8.41 and 8.72 for the first test and retest, respectively. The difference of mean value was not significantly different ( $P = 0.40$ ). The controls reached higher scores than patients with olfactory impairment. The median and T-values are depicted in Tab. 3. The total loss of smell was found in 26 (17%) and 27 (18%) patients on the first test and retest, respectively.

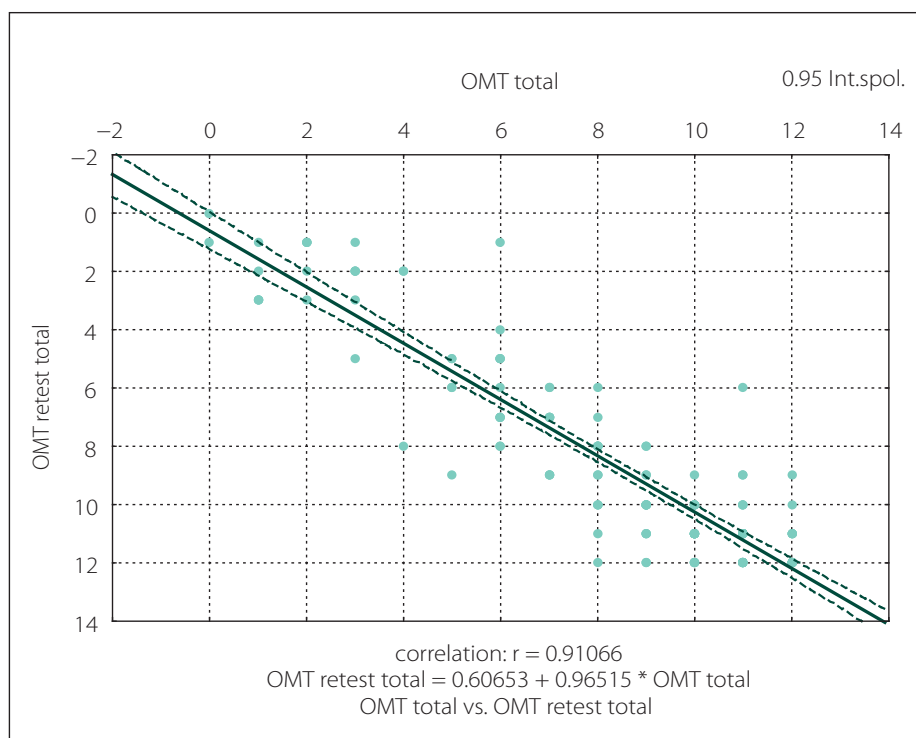
The standardized Cronbach alpha coefficient for internal consistency at the first examination of OMT items was 0.90 for the first part and 0.56 for the second part. Considering the retest, Cronbach alpha coefficient was 0.89 and 0.65 for the first and the second part, respectively. The participants reached higher scores on the first part of the test. The coefficient of correlation on the first part based on spontaneous naming of odors between the first test and retest was 0.90 (Fig. 2). The mean score on the first part of the test was 5.11 and 5.13 ( $P = 0.93$ ) for the first test and retest, respectively. The coefficient of correlation on the second part based on forced-choice technique between the first test and retest was 0.67 (Fig. 3). The mean value for the second part of the test was 3.76 for the first test and 4.14 for the retest ( $P = 0.12$ ).

**Healthy subjects**

Women reached higher scores than men in the first test as well as in the retest. Average scores for the first test were 11 and 10 ( $P = 0.27$ ) for women and men, respectively; and 11 and 9 points ( $P = 0.07$ ) for the retest for women and men, respectively. The correlation coefficient of the age and the results of the first test and retest was  $-0.4369$  and  $-0.4976$ , respectively.

**Discussion**

OMT is a psychophysical method for screening anosmia in clinical practice used in the Czech Republic [5].



**Fig. 1. Correlation of a total score of the first test and retest.**

OMT – Odorized Markers Test

Obr. 1. Korelace celkového skóre prvního testu a retestu.

OMT – Odorized Markers Test

**Tab. 3. The median of the results of the first test and retest depending on the cause.**

	Normosmic	Sinonasal dysfunction	Others disorders	P-value
first test	11	8	6	$P < 0.001$
retest	11	7.5	6	$P < 0.001$

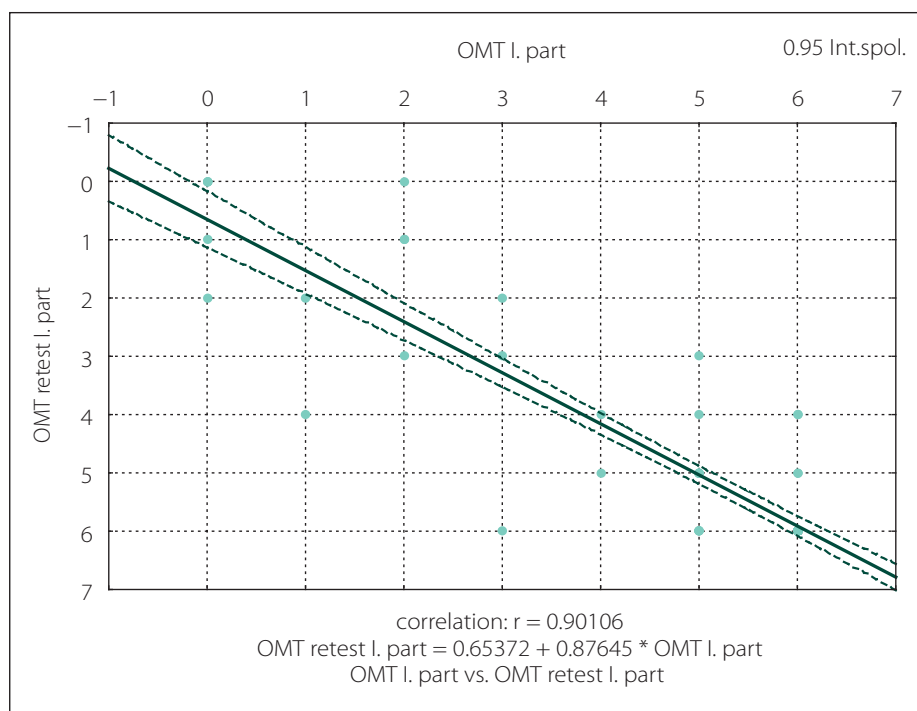
There are studies on test-retest reliability of internationally used olfactory tests such as Sniffin' Sticks and The University of Pennsylvania Smell Identification Test (UPSIT).

The Sniffin' Sticks test is a comprehensible psychophysical test. It is a tool used in a daily clinical practice as well as scientific research for the assessment of olfactory performance. According to the results of the study performed by Haehner et al [9], the follow-up investigation was performed in 69 controls within an average interval of 4 days. Test-retest reliability was found to be  $r = 0.88$  for Sniffin' Sticks (odor identification) [9]. In our study, positive significant correlation was found between the first test and retest ( $r = 0.91$ ).

Sniffin' Sticks test allows a precise evaluation of olfactory function especially when different olfactory tasks are assessed using

individual subtests. Patients scored significantly worse than control subjects ( $P < 0.001$ ) on the identification test [9]. Our study showed that OMT was a valuable method considering evaluation of olfactory loss with different etiologies. Healthy participants reached significantly higher scores than patients with smell disorders in both the first test and retest.

In the study by Oleszkiewicz et al [10], there was also a significant yet small main effect of sex, suggesting that on average, females outperformed males on the overall transition dyspnea index score on the Sniffin' Sticks test [10]. The same result was confirmed in our study in controls, where the women reached higher scores than men. However, the results were not statistically significant. Studies on the Sniffin' Sticks test proved that age played an important role

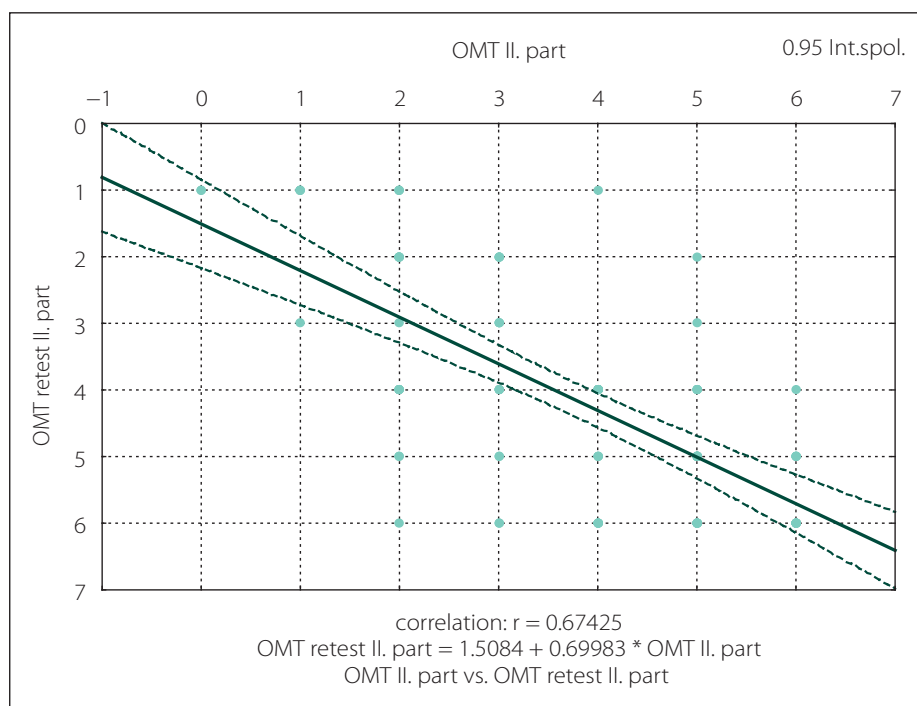


**Fig. 2. Correlation of the score of the first part of OMT in the first test and retest.**

OMT – Odorized Markers Test

Obr. 2. Korelace skóre první části OMT v prvním testu a retestu.

OMT – Odorized Markers Test



**Fig. 3. Correlation of the score of the second part of OMT in the first test and retest.**

OMT – Odorized Markers Test

Obr. 3. Korelace skóre druhé části OMT v prvním testu a retestu.

OMT – Odorized markers test

when olfaction is evaluated [9]. The most pronounced decrease was at the age of 61–70 years [10]. There was a negative cor-

relation of the results of the OMT in healthy participants and their age in our study. These results confirmed the decreased abil-

ity of identification in older healthy subjects. The result was proved for the first test and the retest. UPSIT test-retest reliability supports the utility of UPSIT as a reliable test not only over short time intervals but also over long intervals in cognitively intact older adults, thereby providing support for clinical and research utility [11]. Results of a study performed by Pospíchalová et al [8] indicated that patients with Parkinson’s disease reached a significantly lower score on OMT compared to healthy participants. The standardized Cronbach alpha coefficient for internal consistency ( $\alpha = 0.83$  and  $0.78$  for the first test and retest, respectively) was used for UPSIT [11]. A similar result for internal consistency was confirmed in our study for OMT. The first part, based on the spontaneous naming of the odor, showed a higher degree of internal consistency than the second part of the test based on the forced-choice technique. The internal consistency was high in both the first test and retest.

**Conclusion**

Positive significant correlation was found between the first test and retest. Internal consistency was satisfactory in both the first test and retest. The test-retest showed that the controls reached higher scores than patients with olfactory impairment. Based on the results of our study, OMT is a reliable and valid test for olfactory evaluation in clinical practice.

**Ethical approval**

This study was performed in line with the principles of the Declaration of Helsinki. The methodology for this study was approved by the Human Research Ethics committee of Pardubice Hospital (503/15.1.2016).

Informed consent was obtained from all of the individual participants of the study.

**Funding**

This study was funded by the University of Pardubice, Faculty of Health Studies (IGS, grant number IGS-FZS\_2021\_001) and TA ČR GAMA 2 (TP01010012).

**Conflict of interest**

The authors declare that they have no conflict of interest.

**References**

1. Vodička J, Menšíková A, Balatková Z et al. Normative data of subjective olfactory tests for the Czech population. *Otorinolaryngol Foniatr* 2011; 60(3): 119–124.
2. Vodička J, Pellant A. Influence of colours on results of perfumed markers test. In: *Abstractband zur 77. Jah-*

resversammlung der Deutschen Gesellschaft für Hals-Nasen-Ohren-Heilkunde, Kopf- und Hals-Chirurgie. Manheim: Die Deutsche Gesellschaft für Hals-Nasen-Ohren-Heilkunde 2006: 128.

3. Vodička J, Pellant A. Screening anosmia using a self-administration technique of The Odourized Markers Test. In: European Archives of Oto-Rhino-Laryngology. Heidelberg: Springer 2007: 264.

4. Vaira LA, Salzano G, Petrocelli M et al. Validation of a self-administered olfactory and gustatory test for the remotely evaluation of COVID-19 patients in home quarantine. Head Neck 2020; 42(7): 1570–1576. doi: 10.1002/hed.26228.

5. Vodička J, Pellant A, Chrobok V. Screening of olfactory function using odourized markers. Rhinology 2007; 45(2): 164–168.

6. Vodička J, Pecková L, Kopal A et al. Olfactory testing in neurological diseases using odourized markers test. Cesk Slov Neurol N 2010; 73/106(1): 45–50.

7. Vodička J, Meloun M, Příhodová L. Brief evaluation of pleasantness of olfactory and trigeminal stimulants. Arch Otolaryngol Head Neck Surg 2010; 136(9): 901–907. doi: 10.1001/archoto.2010.150.

8. Pospíchalová K, Vodička J, Kopal A. New test of odor pleasantness in Parkinson's disease. Funct Neurol 2016; 31(3): 149–155. doi: 10.11138/FNeur/2016.31.3.149.

9. Haehner A, Mayer AM, Landis BN et al. High test-retest reliability of the extended version of the "Sniffin' Sticks" test. Chem Senses 2009; 34(8): 705–711. doi: 10.1093/chemse/bjp057.

10. Oleszkiewicz A, Schriever VA, Croy I et al. Updated Sniffin' Sticks normative data based on an extended sample of 9139 subjects. Eur Arch Otorhinolaryngol 2019; 276(3): 719–728. doi: 10.1007/s00405-018-5248-1.

11. Devanand DP, Liu X, Cohen H et al. Long-term test – retest reliability of the UPSIT in cognitively intact older adults. Chem Senses 2019; 44(6): 365–369. doi: 10.1093/chemse/bjz025.

## Soutěž ČNS ČLS JEP o nejlepší publikaci z roku 2021

Česká neurologická společnost ČLS JEP pořádá každoroční soutěž o nejlepší publikace předcházejícího roku uveřejněné členy společnosti.

**Uzávěrka přihlášek je 30. března 2022.**

**Soutěží se v následujících kategoriích:**

**Cena ČNS za vynikající originální práci**

**Cena ČNS za vynikající krátké sdělení či kasuistiku**

**Cena ČNS za vynikající monografii či učební text**

**Hennerova cena ČNS pro mladé autory do 35 let za vynikající originální práci roku**

### Publikace a autoři – podmínky

Ceny se udělují za publikace týkající se neurologie a příbuzných oborů, které byly publikovány v předcházejícím roce (u časopisů s tištěnou formou se jako rok publikace počítá rok, kdy vyšla tištěná verze práce).

Jako krátké sdělení nebo kasuistika se mohou přihlásit práce, které takto označuje časopis, ve kterém vyšly.

Ceny jsou určeny pouze pro autory, kteří jsou členy ČNS ČLS JEP v době uveřejnění publikace.

Ceny se udělují za publikace, které alespoň z části vznikly na pracovišti v ČR (doloženo uvedením tohoto pracoviště v publikaci).

U publikací s více autory (editory) se uvedená kritéria uplatňují u prvního autora (editora).

O Hennerovu cenu ČNS se může ucházet první autor, který je mladší 35 let nebo 35 let dovrší v roce publikace práce (u časopisů s tištěnou formou v roce publikace tištěné verze).

Časopisecké práce se podávají v digitální formě v PDF jako příloha online formulář.

Monografie nebo učební text se zasílají na adresu Asociační s.r.o., Jabloňová 2882/102, 106 00 Praha 10 (přihlášené práce se nevrací).

### Přihlašování prací do soutěže

Publikaci do soutěže přihlašuje první autor přes on-line formulář.

Seznam přihlášených prací bude zveřejněn na webových stránkách.

V případě jakýchkoliv dotazů či problémů s vyplněním formuláře kontaktujte prosím sekretariát ČNS – email: sekretariat@czech-neuro.cz, tel: +420 720 967 147

*prof. MUDr. Petr Kaňovský, CSc.  
místopředseda pro vědu a výzkum*